

ANNOUNCEMENT

UAPF was one of the first to use a QR code when providing its services

Now, when submitting an application for the appointment of pension payments and making changes and (or) additions to the details, the application can be signed using a QR code.

Recall that applications are submitted to the UAPF for receiving pension benefits due to disability of groups 1 or 2, established indefinitely, as well as benefit payments from voluntary pension contributions. Previously, this could be done at [the UAPF offices](#) or in a personal account on the enpf.kz website using an electronic digital signature. Now EDS can be replaced by signing with a QR code. Also, the QR code will help when making changes and (or) additions to your data in the Personal Account on the enpf.kz website.



To do this, you need to go to your Personal Account on the enpf.kz website, where, when choosing these services, the "Sign with QR" button has been added. This signing method is implemented on the basis of integration with eGov mobile, so the user must install this application on his mobile phone and log in to it. After clicking on the "Sign with QR" button, a QR code is generated that contains a link to the Fund's server. This QR code must be scanned using the eGov mobile application, in the upper right corner of which there is an icon for reading QR codes.

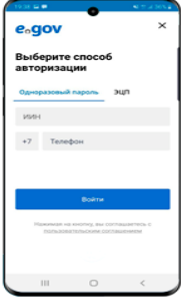
After scanning the QR code, a window opens showing the document being signed. Next, by clicking on the "Sign" button, the user needs to complete the signing of the document. As a result, the message "Signing completed successfully" should appear: the details will be changed, and the application for the appointment of a pension benefit can be viewed in the "My applications" section

QR подписание

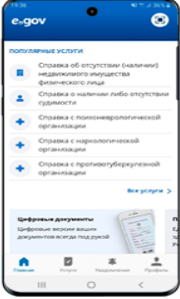
Чтобы подписать посредством QR-кода необходимо открыть приложение eGov Mobile

Если у вас нет приложения eGov Mobile, то установите его по официальной ссылке


 



1. Откройте eGov Mobile на Вашем устройстве



2. Откройте сканер QR в правом верхнем углу главной страницы



3. Наведите камеру телефона на этот QR, чтобы считать код

[Завершить подписание](#)

So far, using a QR code, you can perform two requested operations in the Personal Account on the enpf.kz website. UAPF continues to work on expanding the range of digital services that can be obtained in this way.

The UAPF was established on August 22, 2013 on the basis of GNPf APF JSC. The UAPF founder and shareholder is the Government of the Republic of Kazakhstan represented by the State Institution “Committee of State Property and Privatization” of the Ministry of Finance of the Republic of Kazakhstan. UAPF pension assets are managed by the National Bank of the Republic of Kazakhstan. From January 1, 2016, the functions for developing proposals to improve the management of pension assets were transferred to the National Fund Management Council. In accordance with the pension legislation, the UAPF attracts compulsory pension contributions, compulsory occupational pension contributions, voluntary pension contributions, pension benefits, individual accounting of pension accumulations and benefits, provides the contributor (beneficiary) with information on the status of his pension accumulations (for more information visit www.enpf.kz)