

Investment purposes

Ensuring protection of pension assets and obtaining real return in the long term at a risk level that allows preserving the value of pension assets with a high degree of probability

Parameters of the portfolios

The Base Currency: **Kazakhstani Tenge**

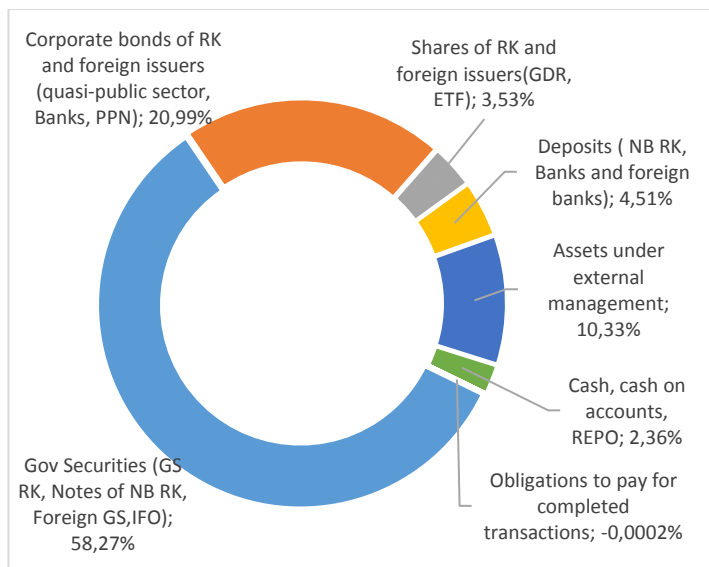
The Value of the Pension Assets Investment Portfolio – **KZT 13.372.602.063 ths**

Pension assets of the UAPF held in trust by:

	Pension Assets, bln tenge	Investment return, bln tenge	Pension Assets yields, %
BCC Invest	1.04	0.049	5.96%
Halyk Global Markets	1.67	0.086	6.87%
Jusan Invest	2.76	0.120	7.42%
Сентрас Секьюритиз	0.67	0.041	8.53%
Национальный Банк РК	13 366.46	1 380.51	11.00%

Overview of UAPF Pension Assets Investment Portfolio

Pension Assets Portfolio Structure. in %

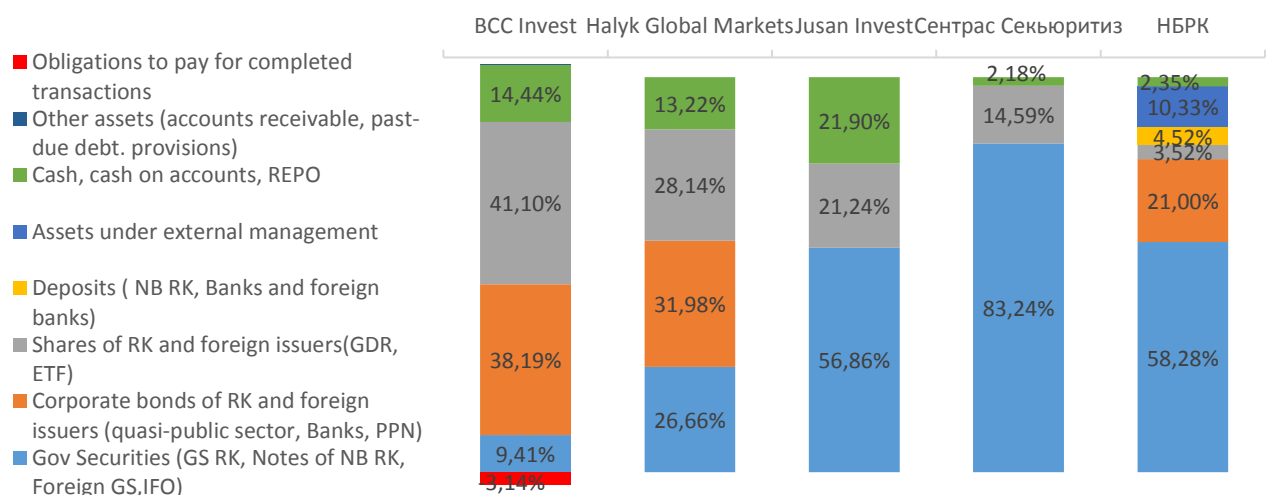


Investment Results

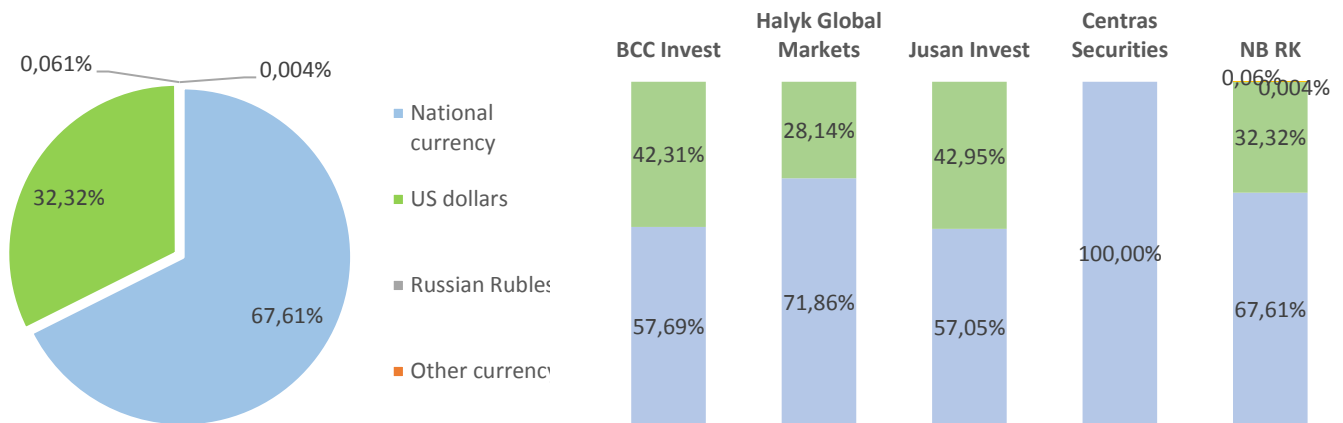
As a result of investment activities, as well as due to the volatility of foreign exchange rates and changes in the market value of financial instruments, the amount of accrued investment return for the period from 01.01.2021 to 30.11.2021 amounted to **KZT 1.38 trln** Including:

Description	Investment Return from the beginning of 2021 in bln tenge
Return in the form of interest on securities, including allocated deposits and reverse repurchase transactions	804.11
Return (income/loss) from the securities market revaluation	156.46
Return (income/loss) from foreign currency revaluation	83.09
Return (income/loss) from external management	161.05
Other return (income/loss)	176.10
Total:	1 380.81

The Structure of the Pension Assets Portfolio by managing company. %



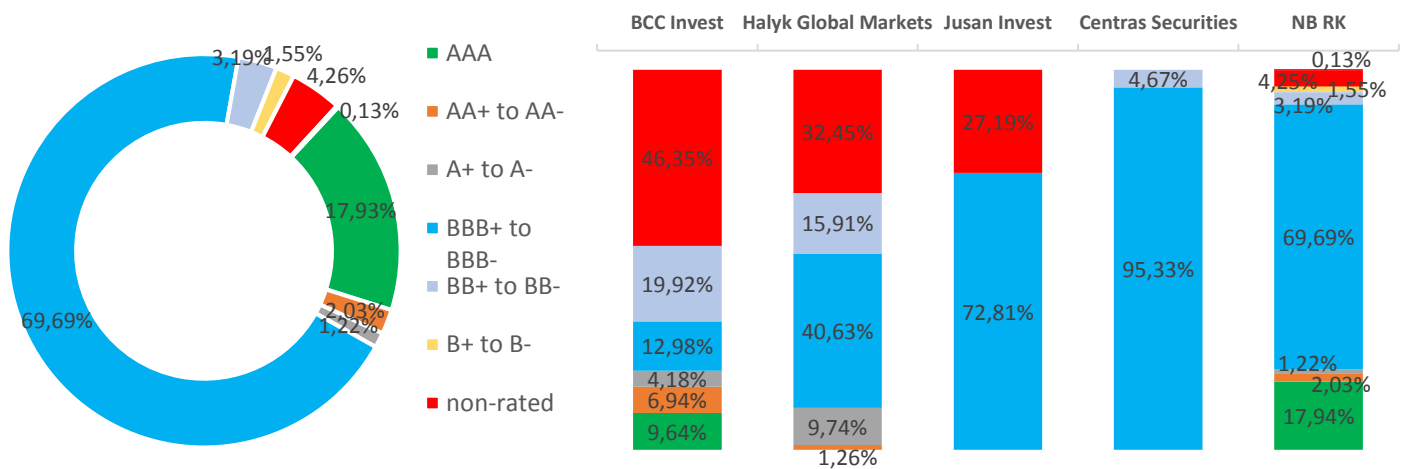
The Structure of the Pension Assets Portfolio in Currency by managing company, %



In accordance with the target distribution of the foreign currency portfolio of pension assets held by National Bank of the RK established by the UAPF Investment Declaration. The following foreign management companies were outsourced for index investment in global stocks, bonds of developing countries and investment-grade corporate bonds:

- Aviva Investors Global Services Limited under the developing countries bonds mandate;
- HSBC Global Asset Management (UK) Limited, Blackrock Financial Management, BlackRock Investment Management (UK) Limited, Robeco Institutional Asset Management B.V. and UBS Asset Management (UK) Ltd under the global shares mandate;
- PGIM Limited and Principal Global Investors (Europe) Limited under the investment grade corporate bonds mandate.

The Structure of the Pension Assets Portfolio by managing company in creditworthiness, %



Financial instruments with a minimum risk level, with a rating of securities / issuer on an international scale from “AAA” to “BBB-” make up **90.87%** of the investment portfolio.¹

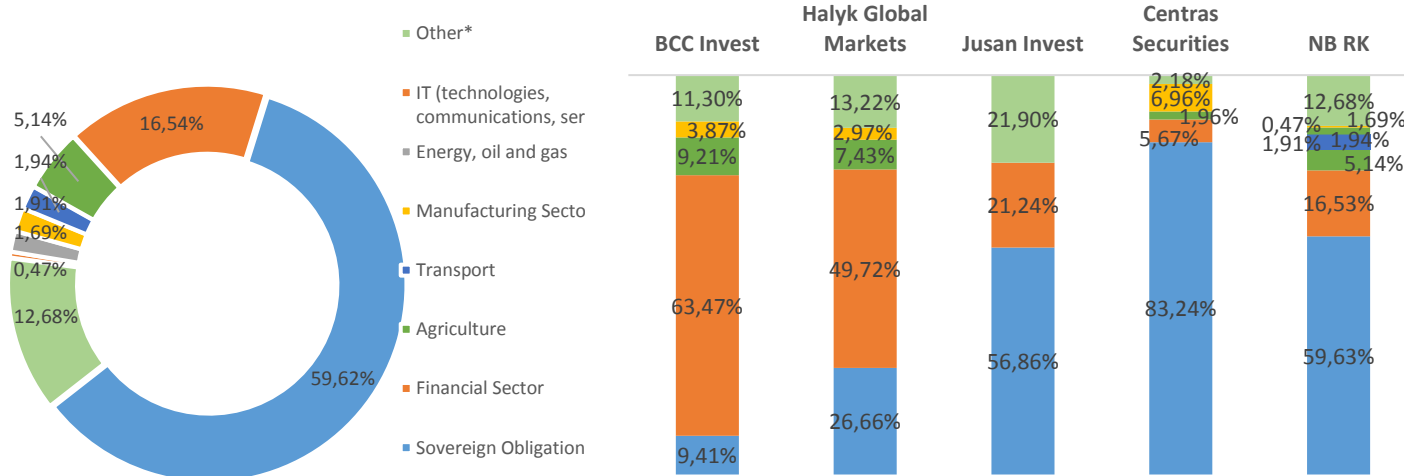
Financial instruments with a rating on an international scale from “BB +” to “B-” account for **4.74%**.

Financial instruments rated on the national scale “kzBB +” account for **0.13%**.

Non-rated financial instruments account for **4.26%**.

¹ Assets under investment management excluding those that under foreign companies' management, account balance, money on a way and other

The Structure of the Pension Assets Portfolio in economic sector by managing company, %



* –assets under external management. receivables. cash balances and derivative financial instruments.

The Structure of the Pension Assets Portfolio in Country by managing company. %

